


Laroma[®]
MANUFAKTUR



Home

Mattresses | Sleep-System
Electric-Bed-Frame | Beds



WAKE UP FULL OF LIFE!

Laroma develops and produces innovative products since over 25 years.

We offer handmade products for an exclusively sleep, with a simple promise: Focus always on highest quality and the best materials! We know that only a good night makes a good day.

OUR PHILOSOPHY

Quality

Laroma mattresses are committed to quality and fitting accuracy. During the manufacturing process we choose only sustainable materials with a high quality standard. Our materials are natural finish and certified with the Ökotex Standard 100 certificate.

We also care about our social responsibility. That's why we only produce in Germany, exclusively by handwork and always with the best materials for us and for our environment.



Fair Prices

Our products satisfy our customers because of their excellent price/performance ratio. The reason for this is that we calculate in a fair way plus we sell straight from the manufacturer. Unnecessary and cost intensive sales channels do not increase our prices.

Personality


Performance means service for us. Our goal is your perfect sleep. This works out best when we communicate to each other without taking a detour. So call us! Get in contact with us and we will take care of you and your sleeping needs.

OUR MANUFACTURE

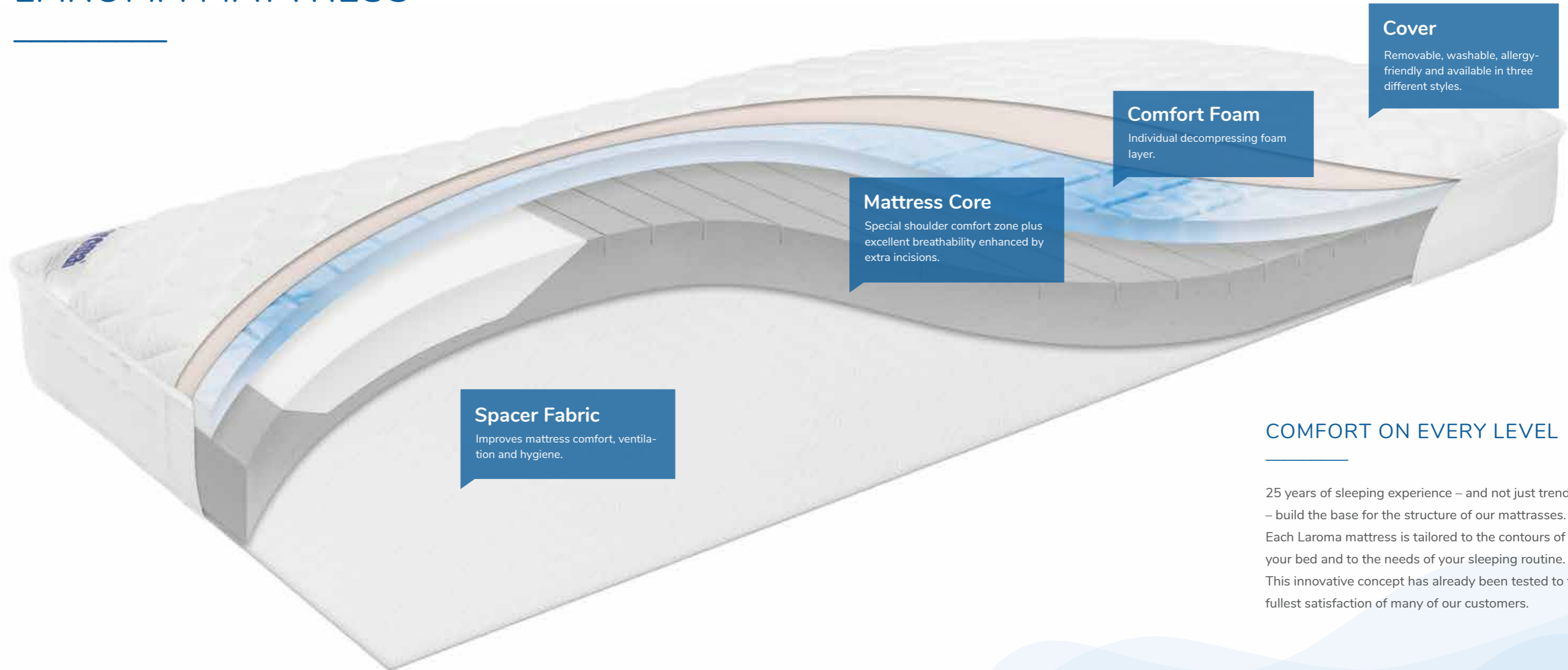
Laroma products are made by a combination of handwork and advanced technology. As we are producing only in Germany, we also care about the quality standards of our partners.

We always stay flexible, innovative, premium and in price worthwhile. Slatted frames, motor slatted frames or high-quality wooden beds are produced by a social welfare organization for disable people.

No matter what kind of material (foam, wood or woven materials) is required, our experts will create the perfect mattress for an individual just-for-you-solution.



LAROMA MATTRESS



Cover
Removable, washable, allergy-friendly and available in three different styles.

Comfort Foam
Individual decompressing foam layer.

Mattress Core
Special shoulder comfort zone plus excellent breathability enhanced by extra incisions.

Spacer Fabric
Improves mattress comfort, ventilation and hygiene.

COMFORT ON EVERY LEVEL

25 years of sleeping experience – and not just trends – build the base for the structure of our mattresses. Each Laroma mattress is tailored to the contours of your bed and to the needs of your sleeping routine. This innovative concept has already been tested to the fullest satisfaction of many of our customers.

LAROMA MATTRESS STRUCTURE



Mattress Core H1

H1 soft Larof foam with a special shoulder comfort zone and ventilation channels and a high density of 52kg/m³.

Suitable for:

Female: up to BMI 25
Male: up to BMI 24



Mattress Core H2

H2 medium Larof foam with a special shoulder comfort zone and ventilation channels and a high density of 52kg/m³.

Suitable for:

Female: up to BMI 25
Male: up to BMI 24



Mattress Core H3

H3 firm Larof foam with a special shoulder comfort zone and ventilation channels and a high density of 52kg/m³.

Suitable for:

Female: up to BMI 31
Male: up to BMI 30



Comfort Foam T1

T1: Soft comfort foam (4 cm height) for relaxing pressure relief.

Suitable for:

lightly to moderately pressure-sensitive
low to middling body weight

Pressure relief:	★★★★☆
Breathability:	★★★★★
Life period:	★★★★★



Comfort Foam T2

T2: Medium comfort foam (4 cm height) for relaxing pressure relief.

Suitable for:

moderately to less pressure-sensitive
middling to high body weight

Pressure relief:	★★★★☆
Breathability:	★★★★★
Life period:	★★★★★



Comfort Foam T1+T2

T1+T2: Combination of two comfort foam depending on your special needs.

Suitable for:

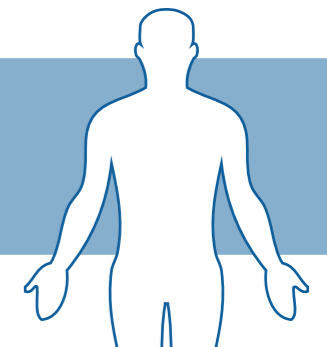
moderately to strongly pressure-sensitive
every body weight

Pressure relief:	★★★★★
Breathability:	★★★★☆
Life period:	★★★★☆




Calculate your BMI:

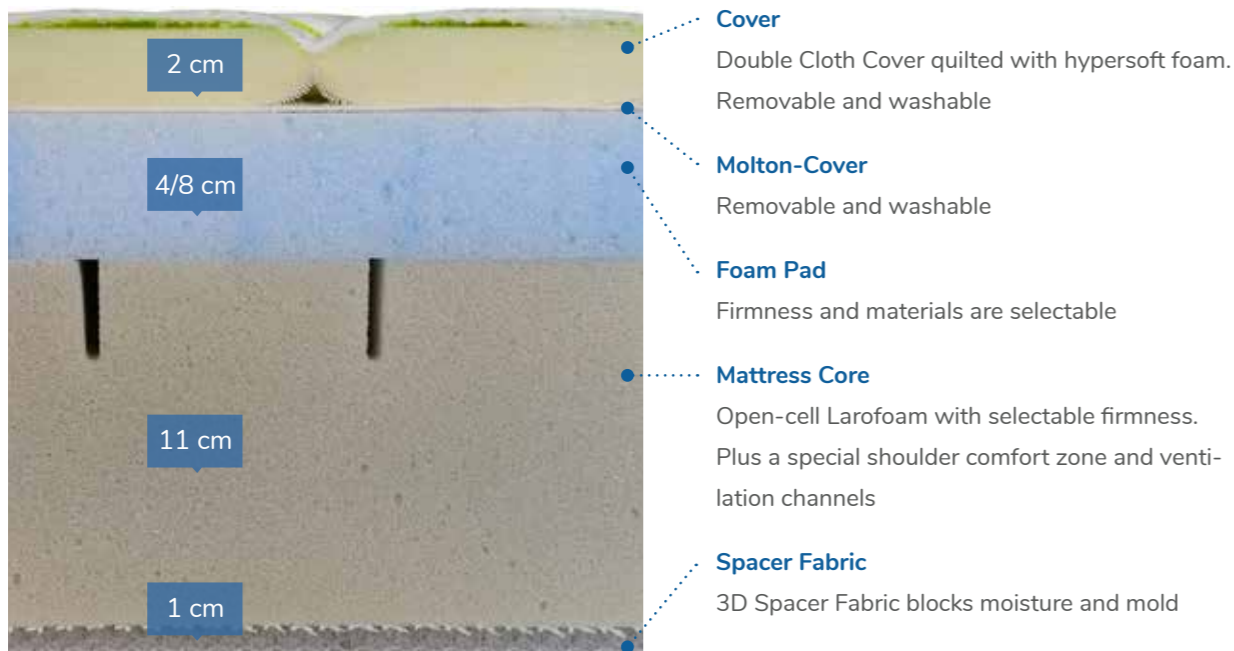
$$\text{Body weight (kg)} : \text{Body height (m)}^2$$



HEIGHT MATTERS



The Laroma mattress is available in three different heights. Which is the best for you essentially depends on your pressure-sensitivity and your physical condition. By increasing the mattress height, we basically are able to build your mattress softer and even more comfortable.



GOOD TO KNOW



WASHABLE COVER

Each Laroma mattress is provided with a detachable, high-quality mattress cover for an easy washing up to 60°C. The molton-cover underneath offers you the possibility of a gapless use of your mattress at night during the cleaning process.

USEFUL SPACER FABRIC

The tridimensional structure of the 3D Spacer fabric improves mattress comfort and hygiene. It regulates heat and moisture as the structure of fabric, helps to transport liquid away and allows air to flow through – for a healthy and fresh sleeping climate.

10 mm spacer fabric underneath and 3 mm spacer fabric sideways blocks moisture and mold.

INSPIRED BY NATURE: PURE NATURAL LATEX



By request you can also buy our mattresses in 100% pure natural latex. Even the cover is available in 100 % organic cotton double cover which is quilted with by pure cotton. Of course the cover is washable as always.

vita talalay
INSIDE 

Find more information under www.vitalalay.com

WOODEN FOUNDATION PANEL FOR LAROMA MATTRESSES



The Laroma wooden foundation panel is the perfect underlayment for the Laroma mattresses. The wooden panel is made out of coated, robust wood with a few ventilation cuts.

The wooden foundation panel is available in every size you wish for.



FUNCTION OF THE SPINE

The spine, or backbone, is your body's central support structure. It connects different parts of your musculoskeletal system. The spine helps you to sit, stand, walk, twist and bend. The spinal column is set up of a series of bones called vertebrae, stacked onto each other.

her. Vertebrae are cushioned by discs. Discs protect the bones by absorbing shocks from daily activities like walking, running, lifting and twisting.

Age-wise and during activities on a daily basis walking, sitting or standing causes pressure onto the discs

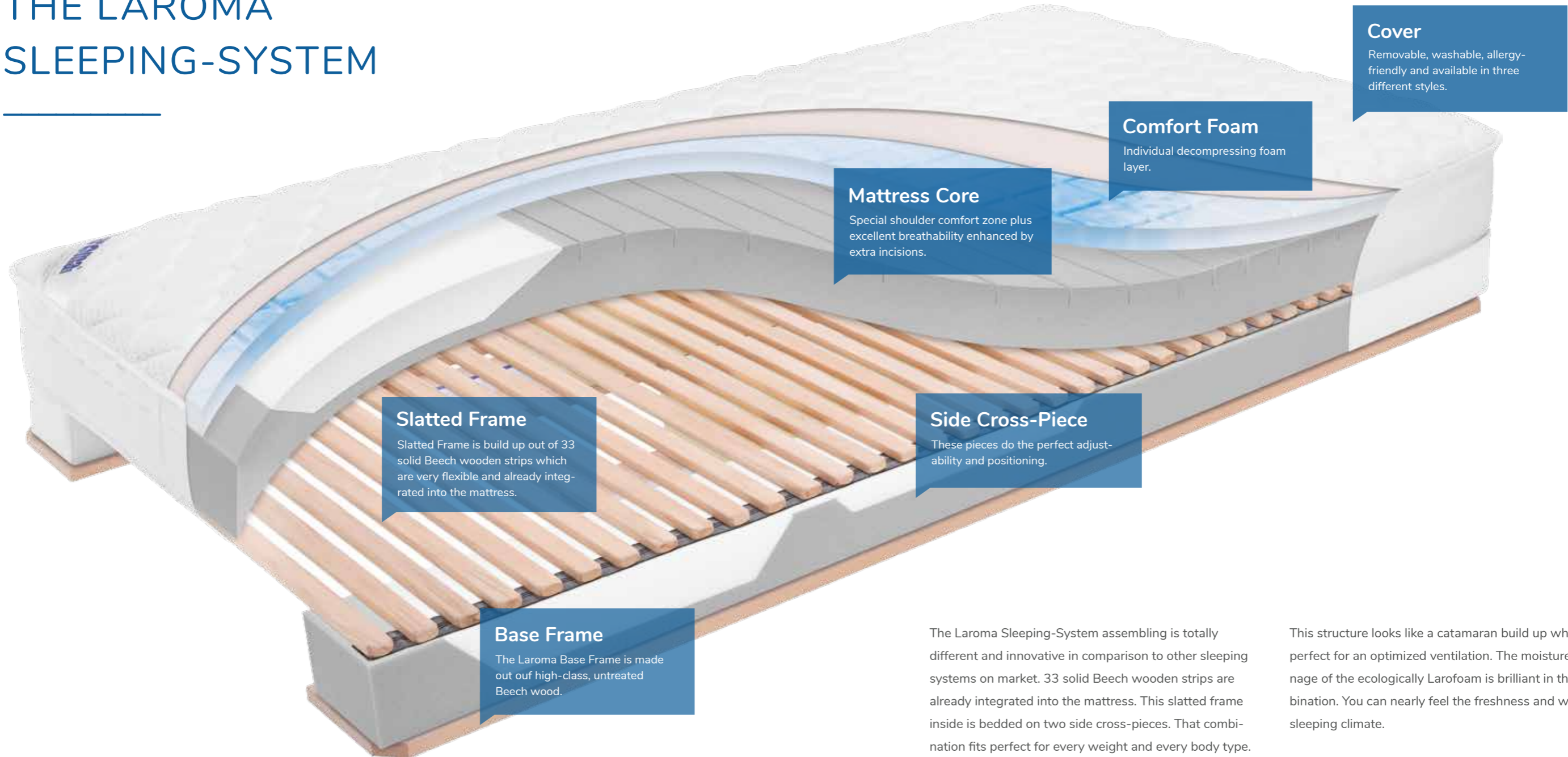
which dehydrate and slowly lose their fluid. And here we go to the point of sleep: while sleeping or while laying a bit longer makes the discs recover. The soft, gelatinous inner portion of the disc absorbs the lymph again. But: if you're not positioned in a way that keeps your spine aligned and relaxed this process can't get activated by our body. The discs lose their elasticity and height as a result of dehydration. The tough outer ring cracks, the gelatinous core escapes and is followed by a slipped disc in the worst case.

And that's exactly why sleeping comfort is essential. By keeping the body position neutral and relaxed like it should be, your spine will stay in a position similar to its optimal standing posture: chin up, shoulders low, back straight, knees relaxed, hips aligned with the shoulders.

Please do not hesitate to contact us for a qualified consultancy!



THE LAROMA SLEEPING-SYSTEM



Cover
Removable, washable, allergy-friendly and available in three different styles.

Comfort Foam
Individual decompressing foam layer.

Mattress Core
Special shoulder comfort zone plus excellent breathability enhanced by extra incisions.

Slatted Frame
Slatted Frame is build up out of 33 solid Beech wooden strips which are very flexible and already integrated into the mattress.

Side Cross-Piece
These pieces do the perfect adjustability and positioning.

Base Frame
The Laroma Base Frame is made out of high-class, untreated Beech wood.

The Laroma Sleeping-System assembling is totally different and innovative in comparison to other sleeping systems on market. 33 solid Beech wooden strips are already integrated into the mattress. This slatted frame inside is bedded on two side cross-pieces. That combination fits perfect for every weight and every body type.


This structure looks like a catamaran build up which is perfect for an optimized ventilation. The moisture drainage of the ecologically Larof foam is brilliant in this combination. You can nearly feel the freshness and wellbeing sleeping climate.

SLEEPING-SYSTEM DETAILS



Base Frame

The Laroma Base Frame is made out of high-class, untreated Beech wood. Metallic components are reduced to the minimum.




Side Cross-Pieces (soft/medium)

The Side Cross-Pieces are made out of high quality Talalay Latex (high density of 80 kg/m³) with special shoulder and waist soft zones. If you need soft or firm side Cross-Pieces depends on your individual body needs.



Supporting Cushions

These two cushions are supporting the waist and shoulder area (depends on what is needed) in a very precise way. You can always change your adjustment just the way it's needed and you like it.



Comfort Foam T1: soft

T1: Soft comfort foam (4 cm height) for relaxing pressure relief.


Comfort Foam T2: medium

T2: Medium comfort foam (4 cm height) for relaxing pressure relief.



Slatted Frame

The slatted frame is made out of 33 solid beech strips which are highly flexible and already integrated.



A B

Comfort Foam


The comfort foam is available in two executions: soft and firm (both made off premium Larofam with a high density of 52 kg/m³). A special shoulder comfort zone plus excellent breathability enhanced by extra incisions are making this mattress perfect.

C

Natural Pure Latex

100% Vita Talalay Natural Latex with a density of 75kg/m³). A special shoulder comfort zone for relaxing pressure relief is also included.

All Laroma mattresses and sleeping-systems are furnished with different covers which are removable, washable up to 60° and allergyfriendly.



Laroma Microtencil

delicate, part-synthetic double cloth cover quilted with hypersoft foam.

Laroma Organic Cotton

100% organic cotton double cloth cover quilted with pure cotton.

MORE OPTIONS TO DREAM OF

Your individual Laroma sleeping-system is assembled by handwork in our own manufacture by using our long-time experience and your physical, personal needs.

The structure of the Laroma sleeping-system looks like a catamaran build up which enables an individual and customized positioning of the shoulder, pelvis and waist. Your benefit: your spine is in a straight position.

This maintains a noticeable relief of back pain and it could prevent tensions of back and/or neck. No dents are felt as you might noticed before sleeping on usual mattresses. The catamaran build up guarantees a perfect position of your body and as much mobility during your sleep as needed. Convince yourself of our 25 years' experience of healthy sleeping.



HIGH QUALITY ADJUSTABLE BED

- Tethered remote
- Solid beech strips
- Cut off plug
- Emergency drop
- Super silent Duomat drive motor
- Flexible adjusting range
- Small installation height of 3,8 cm of the abutment



The Laroma motorized frame is the perfect supplement for your sleeping-system. Comfort and ergonomics bring you a good relief after a long day. The combination of the Laroma sleeping system with the motorized frame allows nearly a perfect step bed position. Perfect for the regeneration of the discs and for the pressure relief of your spine. The motor-

ized frame is produced in line with our philosophy of reduced material because of intelligent concepts. Due to this you can hardly find metallic parts installed. Furthermore the motorized frame is made out of solid beech wood. Heating section and bedfoot can be adjusted by the super silent Duomat drive motor which also has a cut off plug and an emergency drop.

WOODEN FOUNDATION PANEL WITH MOTOR ADJUSTMENT



The motorized frame in combination with a Laroma mattress helps you to lower the pressure on your spine, regenerate your discs and tempers your backpain -

while sleeping! Our gain is bringing you a relaxed and healthy sleep even if you have back pain or a slipped disc. We'd like to comfort you.



On demand you can also order a wireless remote control.

LAROMA ACCESSOIRES


All components of our mattresses and our sleeping-system are optional and you could by them seperate. Cushions, foams or side cross pieces could be replaced if needed. Because of sustainablity we change only what really needs to be changed - a rotational check is recommended.

Reflux compensator

If it's needed we can also provide a 6 cm regular rising from head to toe of your mattress or sleeping-system. That helps your circulation and can be very helpful if you have any reflux issues.



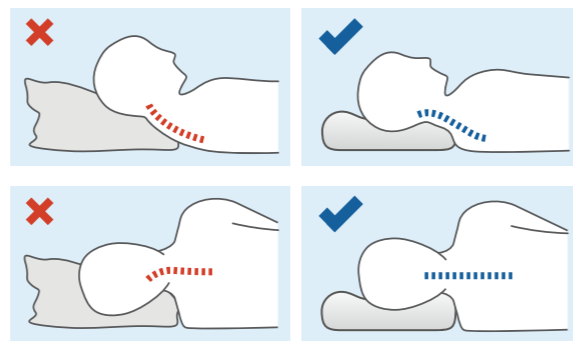
LAROMA PILLOW



The VARIO 3 pillow supports your neck and head in a natural position and gives you a good night's sleep. The contoured design follows the natural curve of your body; supporting your head and neck and preventing the flexing of your neck over the night which can result in morning-pain and stiffness. Even respiration, snoring and neck problems can be provided.

Discover a soft lying experience thanks to the visco-elastic foam – available in three different heights. The pillow cover is removable and washable up to 40°C, so that people suffering from allergies can enjoy the comfort of their VARIO 3 pillow.

The outstanding Micro Tencel cover gives excellent moisture regulation. For an extra portion of comfort in your bedroom on board.



LAROMA TOPPER



If you like an extra portion of comfort in your bed, then a topper will be a good solution. It is a double trimmed extra soft foam pad, which is zipped on our mattresses. The extra soft foam pad should have at least a height about 4-8 cm so that the topper can create a wonderful connection between body and mattress. Pressure will be reduced because of the topper which cushions the body pressure on the mattress.

The more firm your sleeping underlayment is the more you move while sleeping. Because of too much firmness the pressure on your body is too heavy so that you move from one side to another during the

night. The consequence is a disturbed sleeping and no regeneration during the night.

The Laroma toppers adjust the movements in your sleep and allow you to lie comfortably including relaxing pressure relief and reliable body support.

Beside the extra of lying comfort the Laroma topper also ensures also a dry sleeping climate thanks to its intelligent moisture regulation. The open cell structure of the foam pad is ventilating, the perspiration moisture is perfectly drained. And if something happened the topper is washable.

EVERY GREAT DAY STARTS WITH THE NIGHT BEFORE

Besides mattresses we also manufacture bedroom furniture on demand. All bedframes are hand worked and just with the finest materials. That's why every single Laroma bed is unique. It is designed and build in line with your ideas and our knowledge - so you can enjoy your individual bed every night again and again.

In principle our bedframes are made out of simple, framing, wooden side-pieces which are upholstered with

different fabrics or even leather. The pended heading section comes with a neutral fabric. Style and height of the feet inside is selectable.

The wooden frame is softly upholstered for a comfort, cosy feeling. The size of the frame plus the insertion depth is also selectable.

Because the adaptability we are able to design and build your perfect and individual dream bed.



№ 01

Available in a wide range of different high quality fabrics and leather, different sizes also special sizes. (See Figure: 180 x 200cm)

External Dimensions Bedframe:
Inside Lenght + 34 cm, Inside Width + 22 cm
Bedside Height 30 cm, Width 10 cm
Overall Height: 83 cm
Header Height: 70 cm, Width: 202 cm, Depth: 23 cm



№ 02

Available in a wide range of different high quality fabrics and leather, different sizes also special sizes.
(See Figure: 180 x 200cm)

External Dimensions Bedframe:
Inside Length + 18 cm, Inside Width + 10 cm
Bedside Height 30 cm + 5 cm, Width 5 cm
Overall Height: 100 cm
Header Height: 93 cm, Width: 205 cm, Depth: 10 cm



№ 03

Available in a wide range of different high quality fabrics and leather, different sizes also special sizes.
(See Figure: 180 x 200cm)

External Dimensions Bedframe:
Inside Length + 18 cm, Inside Width + 10 cm
Bedside Height 30 cm, Width 10 cm
Overall Height: 102 cm
Header Height: 90 cm, Width: 202 cm, Depth: 10 cm



№ 04

Available in a wide range of different high quality fabrics and leather, different sizes also special sizes.
(See Figure: 180 x 200cm)

External Dimensions Bedframe:
Inside Length + 14 cm, Inside Width + 10 cm
Overall Height: 100 cm
Bedside Height 30 cm, Width 5 cm
Header Height: 100 cm, Width: 204 cm, Depth: 8 cm



№ 05

Available in a wide range of different high quality fabrics and leather, different sizes also special sizes.
(See Figure: 180 x 200cm)

External Dimensions Bedframe:
Inside Length + 25 cm, Inside Width + 6 cm
Overall Height: 85 cm
Bedside Height 16 cm, Width 3 cm
Header Height: 53 cm, Width: 210 cm, Depth: 22 cm



№ 06

Available in a wide range of different high quality fabrics and leather, different sizes also special sizes.
(See Figure: 180 x 200cm)

External Dimensions Bedframe:

Inside Length + 8 cm, Inside Width + 6 cm

Overall Height: 100 cm

Bedside Height 25 cm, Width 3 cm

Header Height: 100 cm, Width: 200 cm, Depth: 5 cm



№ 07

Available in a wide range of different high quality fabrics and leather, different sizes also special sizes.
(See Figure: 180 x 200cm)

External Dimensions Bedframe:

Inside Length + 6 cm, Inside Width + 6 cm

Overall Height: 100 cm

Bedside Height 30 cm, Width 3 cm

Header Height: 80 cm, Width: 186 cm, Depth: 3 cm



Laroma Manufaktur
Schleswig

You are very welcome!

CONTACT US

Laroma Schlafsysteme
Vertriebs- und Entwicklungsgesellschaft mbH
Werner-von-Siemens-Str. 14
D-24837 Schleswig

Telephone +49 (0) 4621 98 92 15
Mail info@laroma.de
Web www.laroma.de

Opening hours
Monday – Friday: 9:00 – 17:00 hour
Saturday by appointment.

